

Cost Accounting for Oracle EBS Blitz Report version 3.2.6

April 27, 5:00pm CEST



Doug Volz
Douglas Volz
Consulting



Andy Haack
Enginatics, Managing
Director

Agenda

- Blitz Report Overview
- Upcoming Features
- Blitz Report for Cost Accounting
- Conclusions / Summary

Agenda

- Blitz Report Overview
- Upcoming Features
- Blitz Report for Cost Accounting
- Conclusions / Summary

“Excellent tool for quick reporting with a lot of handy functionalities. Great replacement for Discoverer, especially for developers.”

Bhupendra Aole, Senior Applications Developer, IMMI

Fast

Real time

Easy to use



What is Blitz Report™?

- Provides Oracle E-Business Suite users real-time access to their data
- Delivers the report directly to nicely formatted Excel
- Gives users flexibility to select columns and customize the report layout
- Has ultrafast response time
- Is fully embedded in Oracle EBS and has no additional server cost

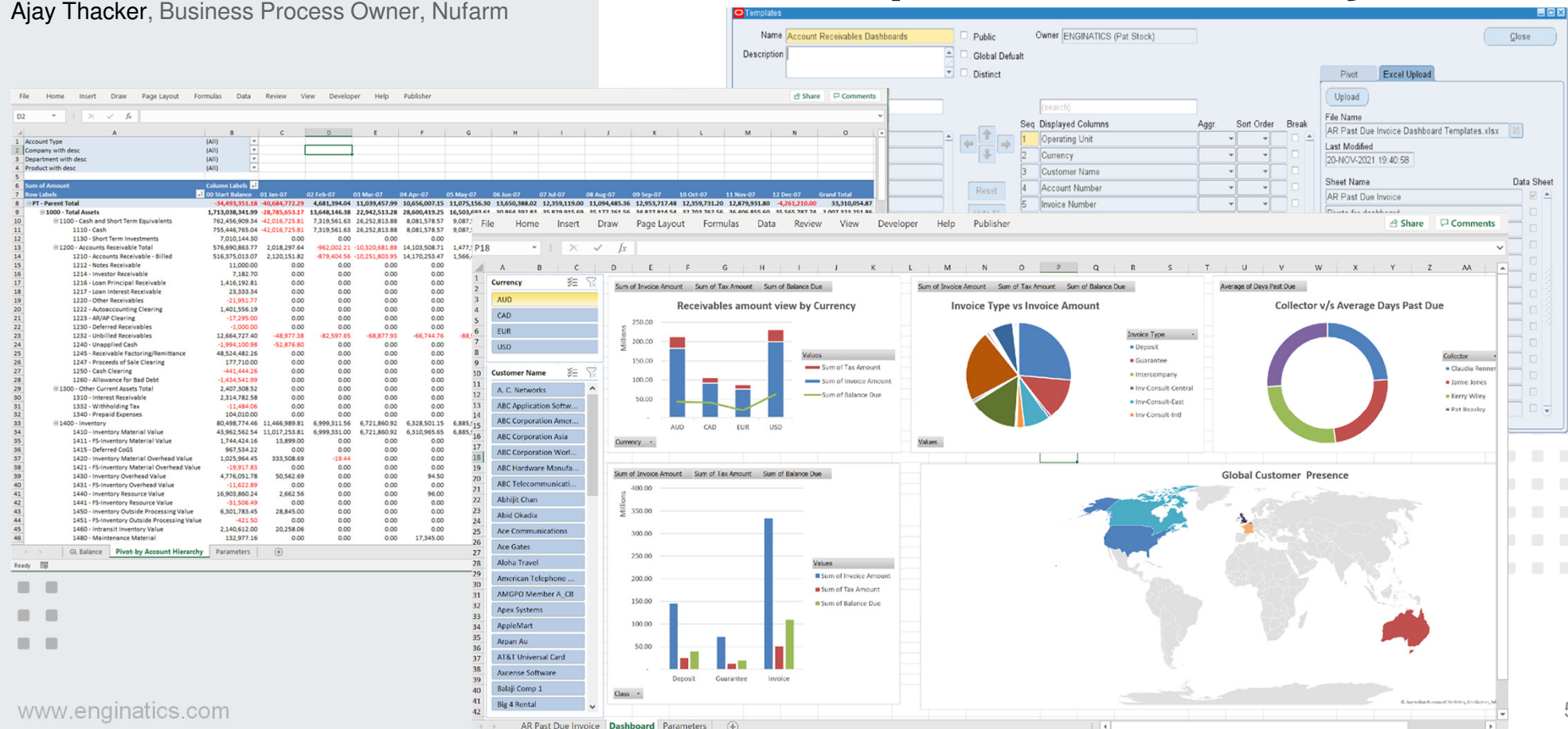


"The template flexibility in Blitz Report gives our users exactly the data they need, without having to involve the development team"

Ajay Thacker, Business Process Owner, Nufarm



Excel Reports Without Any Add-in



"Blitz reporting is the best improvement that happened in Nufarm. Reports are user friendly and easy to use."

Magdalena Walczak, Team Leader, Nufarm
Shared Service



Business User Features

- > Intuitive interface embedded in Oracle EBS
- > Ultrafast one mouse click export to Excel
- > User definable layout templates, containing pivot tables, graphs and any other analysis
- > 450+ seeded reports included
- > Scheduling and email distribution
- > Translations to all 36 Oracle EBS languages



"I use your product every single day
and love it "

Stephen Brown, Sr. EBS Business Analyst, Paysafe
Group

GL Account Analysis



Fichier Accueil Insertion Dessin Mise en page Formules Données Révision Affichage Développeur Aide Publisher

AK26 Accumulated Impairments - Blding & Improvements

1	Department	Department desc	Account	Account desc	Sub-Account	Sub-Account desc	Product	Product desc	Entré Dr	Entré Cr	Montant Solé	Devise De La Transaction	Comptabilisé Dr	Comptabilisé Cr	Montant Comptabilisé	Devise Comptable	Valeur De Séqu
8	000	No Department	7120	Depreciation Building & Improvements	0000	No Sub Account	0000	No Product	250.00		250.00 USD		250.00		250.00 USD		
9	000	No Department	7120	Depreciation Building & Improvements	0000	No Sub Account	0000	No Product	275.00		275.00 USD		275.00		275.00 USD		
10	000	No Department	7120	Depreciation Building & Improvements	0000	No Sub Account	0000	No Product	1,000.00		1,000.00 USD		1,000.00		1,000.00 USD		
125			0000	Accumulated Impairments - Blding & Improvements	0000	No Sub Account	0000	No Product		250.00	-250.00 USD			250.00	-250.00 USD		
125			0000	Accumulated Impairments - Blding & Improvements	0000	No Sub Account	0000	No Product		275.00	-275.00 USD			275.00	-275.00 USD		
125			0000	Accumulated Impairments - Blding & Improvements	0000	No Sub Account	0000	No Product		1,000.00	-1,000.00 USD			1,000.00	-1,000.00 USD		
180			0000	Professional Labor	0000	No Sub Account	0000	No Product		99,000.00	-99,000.00 USD			99,000.00	-99,000.00 USD		
120			0000	Building and Improvements	0000	No Sub Account	0000	No Product	99,000.00		99,000.00 USD		99,000.00		99,000.00 USD		
125			0000	Accumulated Impairments - Blding & Improvements	0000	No Sub Account	0000	No Product		6,050.00	-6,050.00 USD			6,050.00	-6,050.00 USD		
180			0000	CIP Cost	0000	No Sub Account	0000	No Product	60,000.00		60,000.00 USD		60,000.00		60,000.00 USD		
180			0000	CIP Clearing	0000	No Sub Account	0000	No Product		60,000.00	-60,000.00 USD			60,000.00	-60,000.00 USD		
104			0000	Lease Rent Revenue	0000	No Sub Account	0000	No Product	2,000.00		2,000.00 USD		2,000.00		2,000.00 USD		
110			0000	Accounting and Tax Services	0000	No Sub Account	0000	No Product		1,500.00	-1,500.00 USD			1,500.00	-1,500.00 USD		
110			0000	Accounting and Tax Services	0000	No Sub Account	0000	No Product		500.00	-500.00 USD			500.00	-500.00 USD		
120			0000	Building and Improvements	0000	No Sub Account	0000	No Product	30,000.00		30,000.00 USD		30,000.00		30,000.00 USD		
120			0000	Asset Clearing	0000	No Sub Account	0000	No Product		30,000.00	-30,000.00 USD			30,000.00	-30,000.00 USD		
125			0000	Depreciation Building & Improvements	0000	No Sub Account	0000	No Product		5,000.00	-5,000.00 USD			5,000.00	-5,000.00 USD		
125			0000	Accumulated Impairments - Blding & Improvements	0000	No Sub Account	0000	No Product		5,000.00	-5,000.00 USD			5,000.00	-5,000.00 USD		
125			0000	Accumulated Impairments - Blding & Improvements	0000	No Sub Account	0000	No Product		1,000.00	-1,000.00 USD			1,000.00	-1,000.00 USD		
125			0000	Accumulated Impairments - Blding & Improvements	0000	No Sub Account	0000	No Product		8,333.30	-8,333.30 USD			8,333.30	-8,333.30 USD		
120			0000	Building and Improvements	0000	No Sub Account	0000	No Product		60,000.00	-60,000.00 USD			60,000.00	-60,000.00 USD		

Champs de tableau croi..

Choisissez les champs à inclure dans le rapport :

Rechercher

☒ Nom De La Période
☒ Hierarchy Level2
☒ Hierarchy Level3
☒ Hierarchy Level4
☐ Grand Livre
☒ Nom De La Source
☐ Référence
☒ Nom De La Catégorie
☐ Nom Du Lot
☐ Statut Du Lot
☐ Date Affichée
☐ Nom Du Journal
☐ Description Du Journal
☐ Numéro De Document
☐ Code D'État Fiscal
☐ Numéro De Ligne

Faites glisser les champs de ci-dessous:

Filtres

Nom De La So...
Nom De La Ca...

Lignes

Hierarchy L...
Hierarchy L...
Hierarchy L...

☐ Différer la mise à jour d

Modèle de colonne

Nom Pivot by Hierarchy

Public Propriétaire ENGINATICS (Pat Stock)

Defaut mondial

Distinct

Description

Colonne disponibles

Seq Colonne affichées

Aggr. Ordre de tri Pause

Réinit...

masqu...

Tableau croisé dynamique Téléchargement d'Excel

Filtres

Colonne

Nom De La Source

Nom De La Période

Nom De La Catégoi

Lignes

Valeurs

Aggr.

Hierarchy Level1

Hierarchy Level2

Hierarchy Level3

Hierarchy Level4

Montant Comptabil Som...

"Blitz Report allowed us to completely phase out Oracle Discoverer with a much faster and easier to use reporting tool."

Armin Maier, Raiffeisen Bank International, HR Data Management & Analysis

AP Trial Balance



Blitz Reports

AP Balance des fournisseurs

Application: Payables
Source: Balance des fournisseurs
Short Name: APTBRPT
DB package: XLA_TB_AP_REPORT_PVT

Exécuter

Résultat

Options
Pivot: Default Template

Modèle de colonne

Nom: Pivot: Default Template
Description: Summary by Ledger, Account, Third Party with Drilldown to Transaction Details

Public: ☒ Propriétaire: SYSADMIN (System Administrator)
Défaut mondial: ☒ Distinct: ☐

Colonne disponibles: (search)
Colonne affichées: 1 Type D'Enregistrement, 2 Nom Du Livre

Fichier Accueil Insertion Dessin Mise en page Formules Données Révision Affichage Développeur Aide Publisher

Tableau croisé dynamique

Téléchargement d'Excel

Filtres

Colonne

Lignes

Valeurs

Aggr.

Unité opérationnelle	Librairies Payables, Vision Operations (USA)
1	01-000-2210-0000-000
2	01-000-2210-0000-000
3	01-000-2210-0000-000
4	01-000-2210-0000-000
5	01-000-2210-0000-000
6	01-000-2210-0000-000
7	01-000-2210-0000-000
8	01-000-2210-0000-000
9	01-000-2210-0000-000
10	01-000-2210-0000-000
11	01-000-2210-0000-000
12	01-000-2210-0000-000
13	01-000-2210-0000-000
14	01-000-2210-0000-000
15	01-000-2210-0000-000
16	01-000-2210-0000-000
17	01-000-2210-0000-000
18	01-000-2210-0000-000
19	01-000-2210-0000-000
20	01-000-2210-0000-000
21	01-000-2210-0000-000
22	01-000-2210-0000-000
23	01-000-2210-0000-000
24	01-000-2210-0000-000
25	01-000-2210-0000-000
26	01-000-2210-0000-000
27	01-000-2210-0000-000
28	01-000-2210-0000-000
29	01-000-2210-0000-000
30	01-000-2210-0000-000
31	01-000-2210-0000-000
32	01-000-2210-0000-000
33	01-000-2210-0000-000
34	01-000-2210-0000-000
35	01-000-2210-0000-000
36	01-000-2210-0000-000
37	01-000-2210-0000-000
38	01-000-2210-0000-000
39	01-000-2210-0000-000
40	01-000-2210-0000-000
41	01-000-2210-0000-000
42	01-000-2210-0000-000
43	01-000-2210-0000-000
44	01-000-2210-0000-000
45	01-000-2210-0000-000
46	01-000-2210-0000-000
47	01-000-2210-0000-000
48	01-000-2210-0000-000

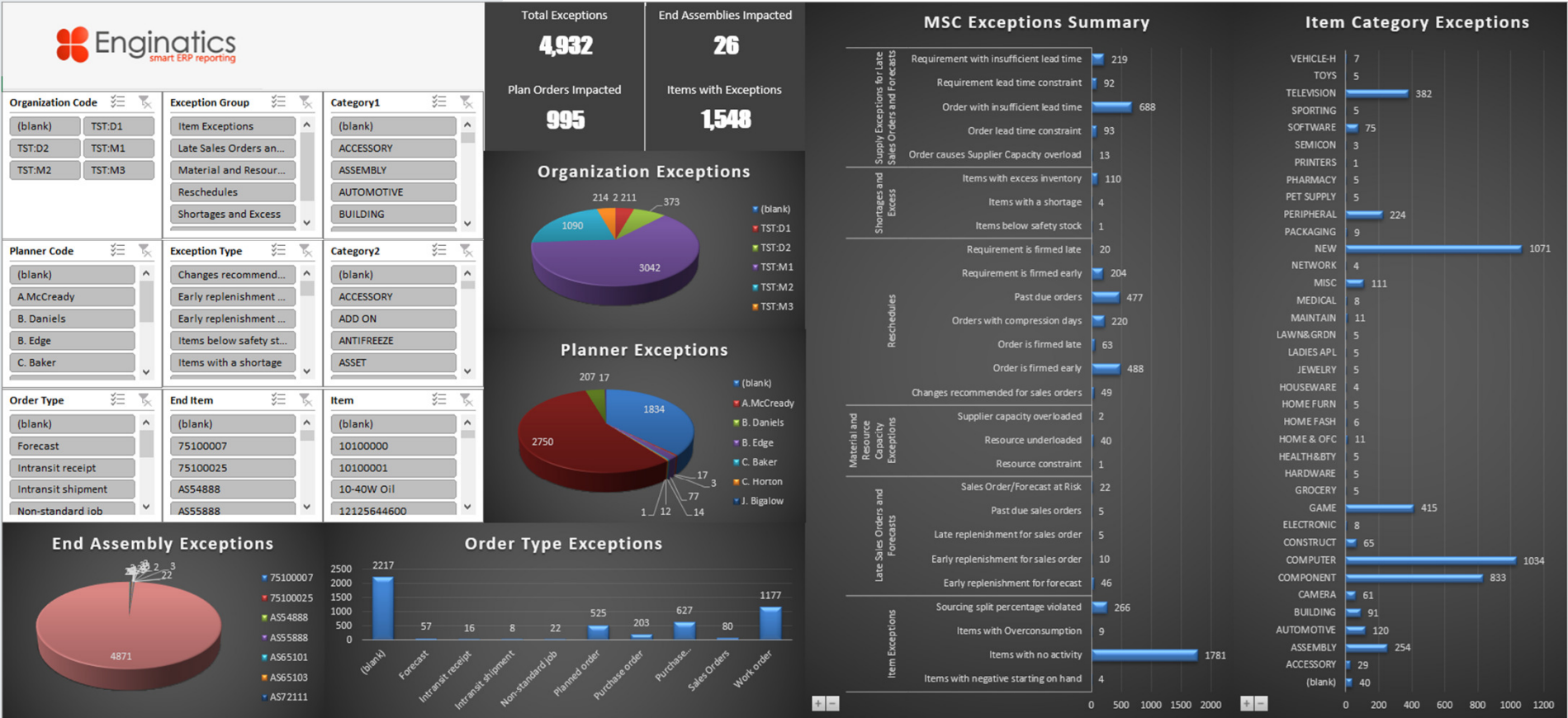
AP Balance des fournisseurs	Pivot: Default Template	Parameters
AP Balance des fournisseurs	Pivot: Default Template	Parameters

“Your product has made reporting so easy in our organization.”

Felecia Alston Green, Deputy CIO, Department of Innovation & Technology, DeKalb County



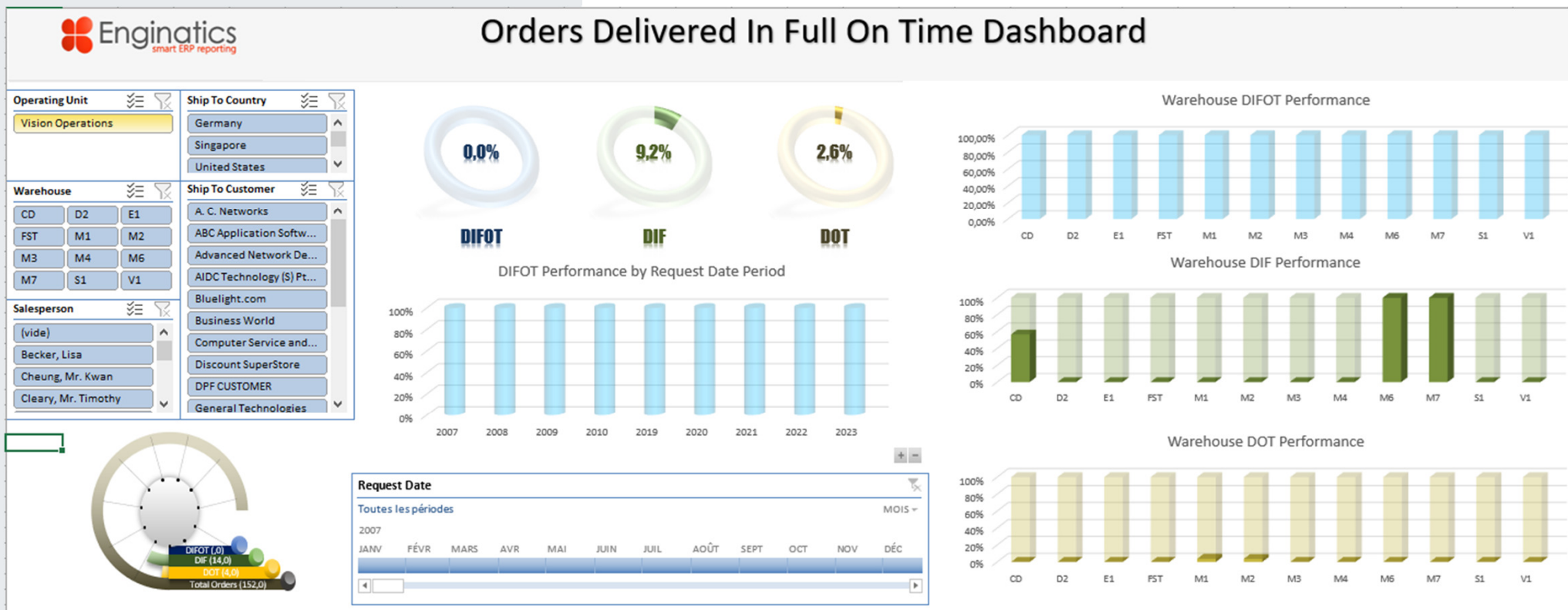
MSC Exceptions



"The flexibility of Blitz Report increases the user's data access exponentially!"

Tim Clark, Oracle Functional Consultant

ONT Orders and Lines – DIFOT



“The Supply Chain Hub has been a hit with the users so far and has really changed their attitude towards using the system. Thanks again!”

Ross Sommers, IT Supply Chain Analyst, Ultradent



Supply Chain Hub

Item: CM15138

Organization: M1

Active

Status

Plan Organization: M1

On-hand

Drawing Number

Relation Type

Plan: EC-TEST

Reserved

Description: Monitor - 17"

Related Item

Include: All subinventories

Planned Availability

Long Description: Monitor - 17"

Make

Make or Buy

Safety Stock

End Assembly/ Soft Peg

Pegging

Purchased Item

User Item Type

Report

Search

Items

Supply/Demand

Details

Forecast

BOM Levels

3

Exp. Buy

Filter

Multiple Values

Organization

Buyer

Planner

Make or Buy

Exception

Exception exist

BOM Item Type

Standard

Inventory Items

WIP Job exists

On Hand exists

Or...	Item	Description	Category	Drawing...	Plan...	Item Type	Su...	Ma...	Buyer	St...	Pegging	On H...	Rese...		
M1	- AS54888	0	Sentinel Standard Desktop	COMPUTER.DESKTOP	1	Each	P...	Buyer/P...	Finished g...	Make	Smith, ...	Active	End Asse... 4011 707		
M1	10	- SB32982	1	Manual Set	COMPONENT.PAPER	1	Each	J...	Vice Pr...	Subassem...	Oper...	Buy	Smith, ...	Active	End Asse... 2012 13
M1	10	CM25175	2	Manual - Vision Office Suite	COMPONENT.PAPER	1	Each	J...	Vice Pr...	Purchased...	Oper...	Buy	Smith, ...	Active	End Asse... 123
M1	20	CM13375	2	Manual - Vision Operating System	COMPONENT.PAPER	1	Each	J...	Vice Pr...	Purchased...	Oper...	Buy	Smith, ...	Active	End Asse... 286
M1	30	CM85773	2	Manual - Vision Networking	COMPONENT.PAPER	1	Each	J...	Vice Pr...	Purchased...	Oper...	Buy	Smith, ...	Active	End Asse... 132
M1	20	- CM15138	1	Monitor - 17"		1	Each	J...	Vice Pr...	Purchased...	Oper...	Make	Smith, ...	Active	End Asse... 1203
M1	10	WR40185	2	Monitor Warranty		1	Year		Service Pg...	Oper...	Buy		Active	None	
M1	30	CM18759	1	Keyboard - 101 Key											
M1	40	CM28287	1	Wireless Mouse											
M1	50	CM42047	1	Power Cord											
M1	60	CM86324	1	Packing Material											
M1	70	- SB55105	1	SW - Standard Set											
M1	10	CM54321	2	Software - Word Processing											
M1	20	CM56560	2	Software - Web Browser											
M1	30	CM59311	2	Software - Spreadsheet											
M1	80	- SB90207	1	Chassis - Sentinel Standard											
M1	10	- SB56349	2	Drive Mount Assembly											
M1	10	MC48735	3	Drive Mount - Top - White											
M1	20	MC61888	3	Drive Mount - Bottom - White											
M1	30	CM96717	3	Screws Steel 32 Phillips											
M1	40	CM45470	3	Drive Mount Faceplate											
M1	20	- SB86662	2	Desktop Case											

Copy Cell

Copy Selected Rows

Copy All Rows

Find in Table...

Sort...

Refresh

Go To...

Expand

No pages found

Collapse

Item

On Hand

Bill Of Material

Routing

Item Where Used

Transaction Summaries

Material Transactions

Item Cost

Cost Rollup

Purchase Order Summary

Sales Order Summary

SCP Workbench

Material Workbench

View By: Location

Detailed

Organizations

Personal Shortcuts

Public Shortcuts

Org	Sub	Locator	Item	Item Description	Rev	Primary ...	On-h...	Rec
M2	FGI		CM15138	Monitor - 17"		Ea	380	
M1	RIP		CM15138	Monitor - 17"		Ea	310	
M3	RIP		CM15138	Monitor - 17"		Ea	1407	
D1	FGI		CM15138	Monitor - 17"		Ea	5873	
M2	RIP		CM15138	Monitor - 17"		Ea	254	
M1	FldSvc		CM15138	Monitor - 17"		Ea	893	
D2	FGI		CM15138	Monitor - 17"		Ea	655	
M2	Stores		CM15138	Monitor - 17"		Ea	10	

Attributes

Status

Availability

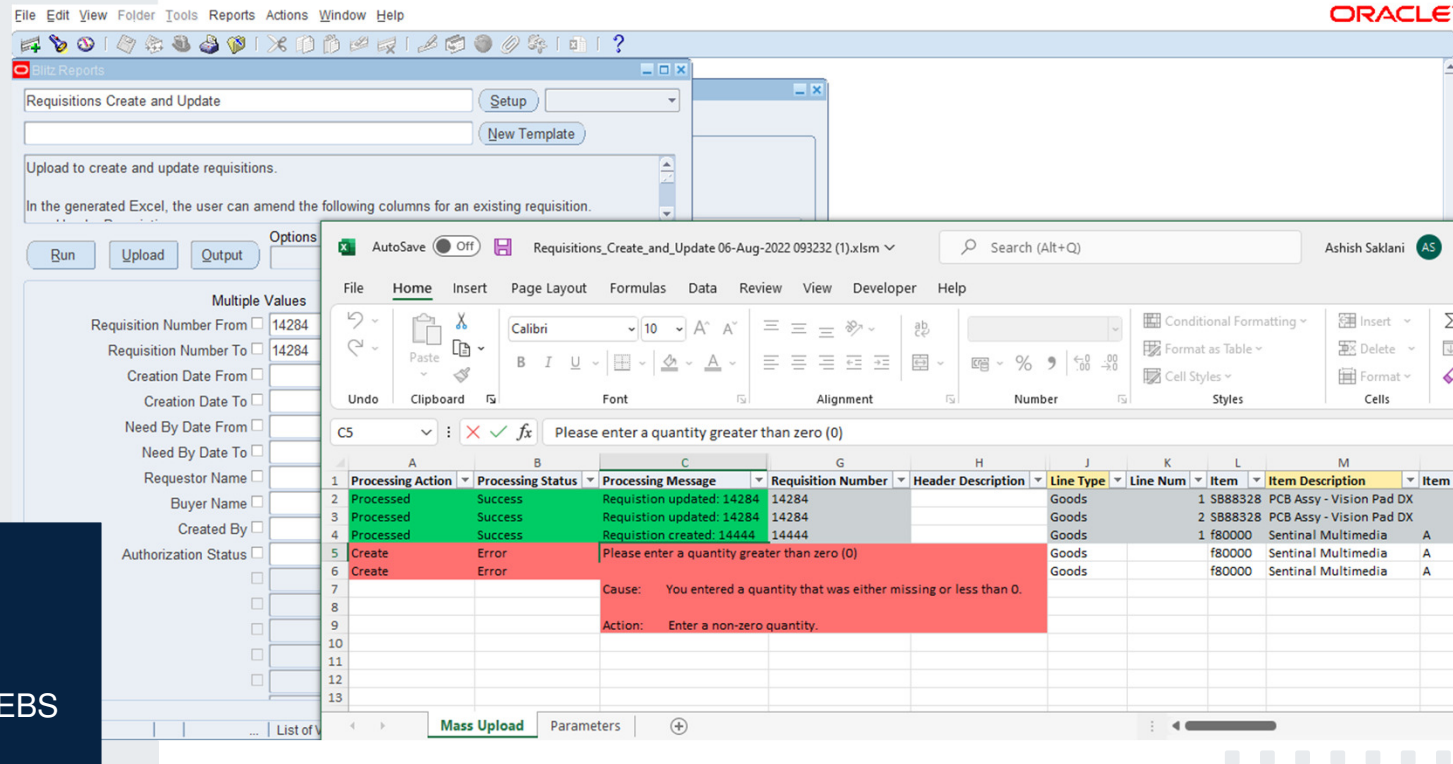
www.enginatics.com

11

Blitz Upload

“With Blitz Report, we stumbled across a tool, that we really acknowledge as a true innovation in the EBS space.”

Andrew Finkel, ERP Technical Analyst, LiDestri



The screenshot displays the Blitz Upload application interface. On the left, there is a sidebar with various options and filters. The main area shows a table of requisitions with columns for Processing Action, Processing Status, Processing Message, Requisition Number, Header Description, Line Type, Line Num, Item, Item Description, and Item P. The table contains several rows of data, including requisitions that were successfully processed and one that failed due to a quantity error.

Processing Action	Processing Status	Processing Message	Requisition Number	Header Description	Line Type	Line Num	Item	Item Description	Item P
Processed	Success	Requisition updated: 14284	14284		Goods		1 5888328	PCB Assy - Vision Pad DX	
Processed	Success	Requisition updated: 14284	14284		Goods		2 5888328	PCB Assy - Vision Pad DX	
Processed	Success	Requisition created: 14444	14444		Goods		1 f80000	Sentinal Multimedia	A
Create	Error	Please enter a quantity greater than zero (0)			Goods		f80000	Sentinal Multimedia	A
Create	Error	Cause: You entered a quantity that was either missing or less than 0. Action: Enter a non-zero quantity.			Goods		f80000	Sentinal Multimedia	A

- Fast and easy to use alternative for Oracle WEB ADI
- Highly secured as it is embedded in EBS
- Easy to build new custom uploads

“Business user training was fast and easy”

Anne E. Cooper, IT Systems Architect, DeKalb County Georgia

Blitz FSG



Actual Budget Income Statement/ism

File Home Insert Draw Page Layout Formulas Data Review View **Blitz FSG** Developer Help

Segment Company (1) Refresh Show Create Get Segment Period Period Period Expand Lines Text Increase Decrease Increase Decrease Sum Multiplication Increase Decrease Sign Decimal Decimal

FSG List of Values Insert Functions Tools Quick Access

M14

	C	D	E	F	G	H	I	J	K	L
1	Enginatics Actual/Budget Income Statement									
2	smart ERP reporting Vision Operation									
3										
4										
5										
6		PTD	PTD	PTD	PTD	YTD	YTD	YTD	YTD	
7		A	B	Variance	Variance %	A	B	Variance	Variance %	
8	INCOME									
9	Revenue Net of Discounts	26,927,516	24,769,500	(2,158,016.00)	(8.7)	133,737,653	123,133,100	(10,604,553.00)	(8.6)	
10	COST OF SALES									
11	Cost of Sales	15,254,710	15,320,800	66,090.00	0.4	70,119,925	68,550,500	(1,569,425.00)	(2.3)	
12	Gross Profit from Revenue	42,182,226	9,448,700	32,733,526.00	346.4	63,617,728.00	54,582,600.00	9,035,128.00	16.6	
13	EXPENSES									
14										
15	Operating Expenses	6,361,901	6,374,900	12,999.00	0.2	38,368,843	38,858,300	489,457.00	1.3	
16										
17	Depreciation Expense	457,804	466,400	8,596.00	1.8	2,231,052	2,274,600	43,548.00	1.9	
18	Total Expenses	6,819,705.00	6,841,300.00	21,595.00	0.3	40,599,895.00	41,132,900.00	533,005.00	1.3	
19	Net Income (Loss) from Operations	35,362,521.00	2,607,400.00	32,755,121.00	1,256.2	23,017,833.00	13,449,700.00	9,568,133.00	71.1	
20										
21										
22										
23										
24										

Actual Budget Income Statement Parameter

- Flexible and easy to create custom financial statement layouts
- Includes out of the box seeded financial statements
- Combines the power of Oracle data with visualization flexibility of MS Excel

"I took existing SQLs put them in blitz, created some parameters and voila I have an excel report."

Anne Ristau Cooper, Dekalb County Georgia



Developer Features

- > Quickest report creation with SQL only, no code deployment required
- > Automated migration from Discoverer, BI Publisher and other third-party tools
- > Full SQL text search and automated version control
- > Extensive online report library
- > Leverages Oracle EBS standard security
- > Oracle Enterprise Command Center integration




"I can't believe how easy it is for users to customize reports without having to get a developer involved."

Steve Miller, Sr. Manager, Finance and Consolidations, Reiter Affiliated Companies



450+ Reports Out of the Box



Blitz Report

Supply Chain Hub

Library

Customers

Blog

About

Events

Contact

Support

Demo Login

Advanced Pricing

Advanced Supply Chain Planning

Application Object Library

Applications DBA

Assets

Bills of Material

Blitz Report

CRM Foundation

Capacity

Cash Management

Contracts Core

Cost Accounting

Cost Management

Database Administration

Discoverer

E-Business Tax

Enterprise Asset Management

Enterprise Command Center

General Ledger

Human Resources

Installed Base

Inventory

Lease and Finance Management

Legal Entity Configurator

Master Scheduling/MRP

Order Management

Payables

Payments

Payroll

Process Manufacturing

Inventory

Projects

Purchasing

Receivables

Service Contracts

Subledger Accounting

Work in Process

Workflow

XML Publisher

XLA Distribution Links Summary

XLA Entity ID Mappings

Blitz Report™ Library

☒ The Blitz Report™ library is a collection of operational and diagnostic reports for Oracle E-Business Suite













search

General Ledger x

x

or

85 reports [\(download all\)](#)

Name	Description	Categories	Download
GL Account Analysis	Detail GL transaction report with one line per transaction including all segments and subledger data, with amounts in both transaction currency and ledger currency.	Enginatics, Toolkit - Operations	 
GL Account Analysis (Distributions)	Detailed GL transaction report with one line per distribution including all segments and subledger data, with amounts in both transaction currency and ledger currency. The report includes VAT tax codes and rates for AR a... more	Enginatics	 
GL Account Analysis (Distributions) 11g	Database 11g version of GL account analysis distribution transaction report with one line per distribution including all segments and subledger data, with amounts in both transaction currency and ledger currency.	Enginatics	 
GL Balance	Summary GL report including one line per accounting period for each account segment level, including product code, with amounts for opening balance, debits, credits, change amount, ending balance.	Enginatics	 
GL Balance (pivot)	Summary GL report including one line per account segment level, including product code, with opening balance, total transaction amount per month for each period selected, and closing balance (trial balance).	Enginatics, Toolkit - Operations	 
GL Balance by Account Hierarchy	Summary GL report including one line per GL account. This report has multiple collapsible/expandable summary levels based on the GL account hierarchy, with starting balance, total amount per month, ending total and YTD b... more	Enginatics, OPM month end close, Toolkit - Operations	 

"That is soooo cool! Finally, a product that is very useful, easy to install/configure/use, and great vendor support!"

Tanya Ky, DBA, Responsible for installing all Vendor Third Party Products, Tektronix



Easy Implementation

- Ready to use in 1 hour
- No administration (fully embedded into EBS, like an additional EBS module)
- No additional infrastructure
- User adoption in few minutes (only EBS skills required)
- Highly scalable – intended for all EBS users



Agenda

➤ Blitz Report Overview

➤ Upcoming Features

➤ Blitz Report for Cost Accounting

➤ Conclusions / Summary

"Blitz Report is exactly what we needed!
Ease of implementation! Easy to
integrate into current processes. Easy
to learn. Did not come with a lot of other
tools that we didn't need."

Joan Marshall, Senior Business Intelligence Analyst,
King County



Upcoming Features

- Support for multiple SQLs
- Blitz Report standalone (Oracle DB only)
- Blitz Report Cloud



Agenda

> Blitz Report Overview

> Upcoming Features

> Blitz Report for Cost Accounting

> Conclusions / Summary

Cost Accounting EBS Reporting Issues

Common Reporting Issues

- Single warehouse reporting only
- Horrible Excel formatting
- Either non-SLA reporting or SLA reporting with insufficient detail
- No inventory valuation accounts

Blitz Report Solutions

- Multi-org, multi-operating unit, multi-ledger reporting
- Excellent numeric and column heading formatting into Excel
- For summary and detail transaction reports, choose SLA or Non-SLA accounting
- Blitz CAC Inventory Value reports have valuation accounts

What Type of Reports Are Needed?



Reconciliation Reports

G/L to Inventory Reconciliation
Monthly Txn Movement Summaries
Global Inventory Value Reports

Weekly / Monthly Txn Listings

Transaction Accounting Summaries
Transaction Detail Reports
Profit in Inventory Acct'g Summaries

Other Reporting & Analysis

Global Setup Configuration Reports
Open Internal Orders Reports
Period Open / Close Status Reports

Investigative Reports

Item Cost Comparison Reports
IPV, PPV, WIP Variance Reports
Margin Analysis Reports

Over 90 Cost Accounting Reports



Examples for Item Cost Reports

- CAC Calculate Average Item Costs
- CAC Department Overhead Rates
- CAC Item Cost Summary
- CAC PO Receipt History (for Standard and Actual Costing)
- CAC Resource Costs
- CAC Zero Item Costs
- CST Supply Chain Indented Bills of Material Cost

Examples for Transaction Reports

- CAC Deferred COGS Out-of-Balance
- CAC Material Account Summary and Detail
- CAC Receiving Account Summary and Detail
- CAC WIP Account Summary and Detail
- CAC Margin Analysis Account Summaries by SO#
- CAC Profit in Inventory Transaction Summaries
- GL Journals Report

Examples for Other Reporting & Analysis

- CAC Period Open / Close Status Reports
- CAC Department Overhead Setup
- CAC Inventory Account Alias Setup
- CAC Inventory Accounts Setup
- CAC Material Overhead Setup
- CAC Subinventory Accounts Setup
- CAC WIP Accounts Setup

Examples for Investigative Reports

- CAC Cost vs. Planning Item Controls
- CAC Inventory to G/L Reconciliation
- CAC Item Cost Comparison Reports
- CAC PO Price vs. Costing Method Comparison
- CAC Invoice Price and Purchase Price Variance
- CAC Where Used by Cost Type
- CAC WIP Variance Summary and Detail Reports

Excel Cost Accounting Process Guide



List of Blitz Cost Accounting Reports									
In Blitz	Category Type	Status	Report Name (ICP- Intercompany Profit, also known as PII, Profit in Inventory)	Description	Benefit or Purpose	Principal Data Source	Month-End Snapshot	Type of Report Use	
Yes	Other Reports	Completed	CAC Accounting Period Status	Report to show Period Close Status for all inventory orgs, operating units and ledgers.	Period close status visibility for all inventory orgs, all at the same time. Also for A/P, A/R,	Inventory and G/L Period Status Tables		Month-End	
Process Review Activities									
Report Frequency	Inventory Review	Item Cost Review	Material Txn and Variance Review	Receiving Transaction Review	WIP Transaction Review	WIP Variance Analysis	WIP Job Close Procedures	Interface Error Review	
Monthly									
Cost Accounting Processes									
Set Cost-Cut-Off Date for Month-End	Copy Item Costs	Opening Inventory Orgs	Closing Inventory Orgs	G/L Account Analysis	Month-End Inventory Roll-Forward	Month-End ICP Elimin	Month-End Inventory Reconc.	Accrue WIP Variances at Month-End	Other Month-End Analysis
									Margin Analysis
Item Costing, Rollup and Update							Other Processes		
Calc. ICP Item Costs	NPI Item Costing (New Product Introduction)	More4Apps Item Cost Entry	Cost Rollup Review	Cost Update Review	Buy Item Cost Review	Month-End Item Cost Copy	Review Setup Accounts	A/P Accrual	Sample Parameters to Enter
									Choose the current open period. Change the defaulted

Cross Reference:

- > Report description and benefit
- > When to use each report
- > Data sources

CAC Calculate Average Item Costs

Blitz Reports

CAC Calculate Average Item Costs

Setup

New Template

Using purchase order receipts, calculate average item costs over a specified transaction date range and compare against the Comparison Cost Type. In addition, with the Use Default Material Overheads parameter you can choose which material overheads to use on this report. Select Yes to use the

Options

Run

Output

Multiple Values

Transaction Date From 01 JAN 2022

Transaction Date To 31 DEC 2022

Use Default Material Overheads Yes

Only Active Rates Yes

Exclude Rolled Up Items No

Comparison Cost Type Frozen

Category Set 1 Product

Category Set 2 Inv Items

Supplier Type to Exclude Maintenance Supplier

Item Status to Exclude Inactive

Item Number

Organization Code M1,M2,M3,M5

Operating Unit

Ledger

Compare to Std or Avg Costs

- > Averages over a PO Receipt Date Range
- > Use to Verify Standard or Average Costs
- > Justify Item Costs to Your Auditors

Ledger	Operating Unit	Org Code	Item Number	Item Description	Item Type	Make Buy Code	Based On Rollup	Item Status	Lot Size	Product Cat	Product Description	Family	Class	Inv.Items Description
Vision Operation	Vision Operation	M1	AS72111	Envoy Deluxe Laptop	Finished good	Make	Yes	Active	1.00000	151700	Home Computers	COMPUTER	NOTEBOOK	Notebook Computers
Vision Operation	Vision Operation	M1	CM08830	RAM - 256MB	Purchased item	Buy	No	Active	1.00000	21114	Memory	COMPONENT	ELECTRICAL	Accessories
Vision Operation	Vision Operation	M1	CM11000	Pen Model Red Pen	Purchased item	Buy	No	Active	1.00000	151000	Home and Office	HOME & OFC	DESK ACC	Desk Accessories
Vision Operation	Vision Operation	M1	CM11001	Pen Model Blue Pen	Purchased item	Buy	No	Active	1.00000	151000	Home and Office	HOME & OFC	DESK ACC	Desk Accessories
Vision Operation	Vision Operation	M1	CM11002	Pen Model Green Pen	Purchased item	Buy	No	Active	1.00000	151000	Home and Office	HOME & OFC	DESK ACC	Desk Accessories
Vision Operation	Vision Operation	M1	CM11003	Pen Model Purple Pen	Purchased item	Buy	No	Active	1.00000	151000	Home and Office	HOME & OFC	DESK ACC	Desk Accessories
Vision Operation	Vision Operation	M1	CM12000	Pen Model Red Clip	Purchased item	Buy	No	Active	1.00000	151000	Home and Office	HOME & OFC	DESK ACC	Desk Accessories
Vision Operation	Vision Operation	M1	CM12001	Pen Model Blue Clip	Purchased item	Buy	No	Active	1.00000	151000	Home and Office	HOME & OFC	DESK ACC	Desk Accessories
Vision Operation	Vision Operation	M1	CM12002	Pen Model Green Clip	Purchased item	Buy	No	Active	1.00000	151000	Home and Office	HOME & OFC	DESK ACC	Desk Accessories
Vision Operation	Vision Operation	M1	CM12003	Pen Model Purple Clip	Purchased item	Buy	No	Active	1.00000	151000	Home and Office	HOME & OFC	DESK ACC	Desk Accessories
Vision Operation	Vision Operation	M1	CM13000	Pen Model Red Watch	Purchased item	Buy	No	Active	1.00000	151000	Home and Office	HOME & OFC	DESK ACC	Desk Accessories
UOM Code	Sum Primary Quantity	Currency Code	Sum PO Receipts	Average Material Cost	Comparison Cost Type	Comparison Material Cost	Material Cost Difference	Percent Difference	Material Overhead Cost	Total Average Item Cost	Total Comparison Item Cost	Total Cost Difference		
Ea	15.0 USD		10,722.51	714.83400 Frozen		962.26237	(247.42837)	(25.7)	0.00000	714.83400	962.26237	(247.42837)		
Ea	1.0 USD		102.00	102.00000 Frozen		45.00000	57.00000	126.7	31.10000	133.10000	45.76800	87.33200		
Ea	30.0 USD		7.50	0.25000 Frozen		0.25000	0.00000	0.0	0.07500	0.32500	0.25000	0.07500		
Ea	30.0 USD		7.50	0.25000 Frozen		0.25000	0.00000	0.0	0.07500	0.32500	0.25000	0.07500		
Ea	30.0 USD		7.50	0.25000 Frozen		0.25000	0.00000	0.0	0.07500	0.32500	0.25000	0.07500		
Ea	30.0 USD		7.50	0.25000 Frozen		0.25000	0.00000	0.0	0.07500	0.32500	0.25000	0.07500		
Ea	30.0 USD		3.00	0.10000 Frozen		0.10000	0.00000	0.0	0.03000	0.13000	0.10000	0.03000		
Ea	30.0 USD		3.00	0.10000 Frozen		0.10000	0.00000	0.0	0.03000	0.13000	0.10000	0.03000		
Ea	30.0 USD		3.00	0.10000 Frozen		0.10000	0.00000	0.0	0.03000	0.13000	0.10000	0.03000		
Ea	30.0 USD		3.00	0.10000 Frozen		0.10000	0.00000	0.0	0.03000	0.13000	0.10000	0.03000		

CAC Item Cost Summary

Blitz Reports

CAC Item Cost Summary

Report to show item costs in any cost type. For one or more inventory organizations.

Run Output

Options

Multiple Values

Cost Type ☐ Average

Include Inactive Items ☐ No

Include Uncosted Items ☐ No

Category Set 1 ☐ Product

Category Set 2 ☐ Inv.Items

Item Number

Organization Code ☒ M3:M6

Operating Unit

Ledger

Multi-Org Item Cost Listing

- Has Both Item Costs and Item Master PO List Prices
- Easily Publish Item Costs
- Also Has Item Master Accounts (not shown)

Ledger	Operating Unit	Org Code	Cost Type	Item Number	Item Description	UOM Code	Item Type	Item Status	Make Buy Code	Product Cat	Product Description	Family	Class
Vision Operations	Vision Operations	M1	Frozen	10-40W Oil	10-40W Vehicle Motor Oil	QT	Purchased item	Active	Buy	171100	Spare Parts - Maintenance	NEW	MISC
Vision Operations	Vision Operations	M1	Frozen	200-0065	SUBSTITUTE STRAND, 1/4IN 5000FT PER REEL	Ea		Active	Buy	3115	Default	CABLE	COPPER
Vision Operations	Vision Operations	M1	Frozen	20C-0001	Clamp, 1 Hole, 1/2 "	Ea		Active	Buy	21112	Cabling	CABLE	ACCESSORY
Vision Operations	Vision Operations	M1	Frozen	220-0640	Cable, 625 FLD/JCK, SOLID COPPER	FT		Active	Buy	21112	Cabling	CABLE	COPPER
Vision Operations	Vision Operations	M1	Frozen	50:1 Oil	50:1 Oil for small engines	Ea	Finished good	Active	Make	3115	Default	NEW	MISC
Vision Operations	Vision Operations	M1	Frozen	75100001	Printer Mechanism	Ea	Finished good	Active	Buy	3115	Default	NEW	MISC

Inv.Items Descriptio	Allow Costs	Inventory Asset	Based On Rollup	Shrinkage Rate	Currency Code	Market Price	Target or PO List Price	Material Cost	Material Overhead Cost	Resource Cost	Outside Processing Cost	Overhead Cost	Item Cost
Uncategorized	Yes	Yes	No	0.0	USD		0.89000	0.00000	0.00000	0.00000	0.00000	0.00000	0.00000
Copper Cable	Yes	Yes	No	0.0	USD	0.00000	0.06110	0.01000	0.00000	0.00000	0.00000	0.00000	0.01000
Cable Accessories	Yes	Yes	No	0.0	USD		0.03170	0.01000	0.00000	0.00000	0.00000	0.00000	0.01000
Copper Cable	Yes	Yes	No	0.0	USD		0.33000	0.10000	0.00000	0.00000	0.00000	0.00000	0.10000
Uncategorized	Yes	Yes	Yes	0.0	USD	0.00000	30.00000	0.00000	0.00000	0.00000	0.00000	0.00000	0.00000

CST Supply Chain Indented Bills of Material Cost

Blitz Reports

CST Supply Chain Indented Bills of Material Cost

Setup

New Template

Imported Oracle standard Supply Chain Indented Bills of Material Cost report
Application: Bills of Material
This report is based on the (static) Oracle Supply Chain Indented Bills of Material Cost Report and

Options

Run

Output

Multiple Values

Organization Code

Cost Type

Assignment Set

Effective Date

Material Details

Material Overhead Details

Routing Details

Item From

Item To

True Excel BOM Reporting

- Based on Oracle's "Static" Indented BOM Cost Report
- First Run the Supply Chain Cost Rollup
- Then Run CST Supply Chain Indented BOM Cost Report

Organization Code	Organization Name	Currency Code	Assembly	Assembly Description	Component	Component Description	UOM	Comp Sort Order	Comp Level Code	Operation Seq Num	Component Quantity	Extended Quantity
M1	Seattle Manufacturing	USD	AS66701	Vision Pad Advanced - Bronze	CM66322	LCD Display	Ea	2	1	1	1.0	1.0
M1	Seattle Manufacturing	USD	AS66701	Vision Pad Advanced - Bronze	CM66334	PCB - Main	Ea	3	1	1	1.0	1.0
M1	Seattle Manufacturing	USD	AS66701	Vision Pad Advanced - Bronze	CM66701	Bronze Plastic Kit	Ea	4	1	1	1.0	1.0
M1	Seattle Manufacturing	USD	AS66701	Vision Pad Advanced - Bronze	CM66731	Motherboard Holder - Bronze	Ea	5	2	1	1.0	1.0
M1	Seattle Manufacturing	USD	AS66701	Vision Pad Advanced - Bronze	CM66731	Motherboard Holder - Bronze	Ea	5	2	1	1.0	1.0
M1	Seattle Manufacturing	USD	AS66701	Vision Pad Advanced - Bronze	CM66731	Motherboard Holder - Bronze	Ea	5	2	1	1.0	1.0

Make Buy	Component Yield Factor	Planning Factor	Shrinkage Rate	Item Cost	Cost Element	Sub-Element	Department	Costed	Basis	Unit Of Measure	Usage Rate Or Amount	Basis Factor	Ext Usage Rate Or Amount	Res Unit Cost	Extended Cost
Buy	1.0	100	0.0	40.40000	Material	Material			Item	USD	40.40000	1.00000	40.40000		40.40000
Buy	1.0	100	0.0	5.00000	Material	Material			Item	USD	5.00000	1.00000	5.00000		5.00000
Make	1.0	100	0.0	2.99357	Resource	KASSM	ASSEMBLY	Yes	Item	HR	0.00500	1.00000	0.00500	10.00000	0.05000
Make	1.0	100	0.0	0.98119	Material	Material			Item	USD	0.09840	1.00000	0.09840		0.00000
Make	1.0	100	0.0	0.98119	Overhead	Equip/Tool	MOLDING		Item	USD	0.10000	1.00000	0.10000		0.10000
Make	1.0	100	0.0	0.98119	Overhead	Equip/Tool			Item	USD	0.02000	1.00000	0.02000		0.00000

CAC Material Account Summary



Multi-Org Transaction Summary

- Show or Not Show SLA, Subinventory, Projects, WIP info.
- With OU and FOB To and From, Transaction and Item info.

Blitz Reports

CAC Material Account Summary

Pivot by Org

Report to get the Material accounting distributions, in summary, for each item, organization and subinventory. Including Ship From and Ship To information for inter-org transfers. With the Show SLA Accounting parameter you can choose to use the Release 12 Subledger Accounting (Create

Options

Run

Output

Multiple Values

Transaction Date From 01 APR 2022

Transaction Date To 30 APR 2022

Show SLA Accounting Yes

Show Subinventory Yes

Show Projects No

Show WIP Job No

Category Set 1 Product

Category Set 2 Inv Items

Item Number

Organization Code M1

Operating Unit

Ledger

Templates

Name Pivot by Org

Description

Global Default

Distinct

Available Columns

Seq

Displayed Columns

Aggr.

Sort Order

Break

Pivot

Excel Upload

Sharing

Filters

Columns

Close

Row Labels	Sum of Quantity	Sum of Material Amount	Sum of Material Overhead Amount	Sum of Resource Amount	Sum of Outside Processing Amount	Sum of Overhead Amount	Sum of Amount								
[-] Vision Operations	0.0	0.00	0.00	0.00	0.00	0.00	0.00								
[-] Vision Operations	0.0	0.00	0.00	0.00	0.00	0.00	0.00								
[-] M1	0.0	0.00	0.00	0.00	0.00	0.00	0.00								
Account	2,468.0	1,143,023.49	47.80	153,673.18	1.50	48.59	1,296,794.56								
Inv valuation	-340.0	(609,152.19)	(47.80)	(138,458.18)	(1.50)	-48.59	(747,708.26)								
Receiving Inspection	-2,808.0	(533,871.30)	0.00	0.00	0.00	0.00	(533,871.30)								
WIP valuation	680.0	0.00	0.00	(15,215.00)	0.00	0.00	(15,215.00)								
Grand Total	0.0	0.00	0.00	0.00	0.00	0.00	0.00								
Ledger	Operating Unit	Org Code	From OU	To OU	FOB Point	Ship From Org	Ship To Org	Period Name	Company	Department	Account	Sub-Account	Product	Item Number	Item Description
Vision Operations	Vision Operations	M1	Vision Operations	Vision Operations				Apr-05	01	000	1410	0000	000	AS54888	Sentinel Standard Desktop
Vision Operations	Vision Operations	M1	Vision Operations	Vision Operations				Apr-05	01	000	1410	0000	000	AS54888	Sentinel Standard Desktop
Vision Operations	Vision Operations	M1	Vision Operations	Vision Operations				Apr-05	01	000	1410	0000	000	AS54888	Sentinel Standard Desktop
Vision Operations	Vision Operations	M1	Vision Operations	Vision Operations				Apr-05	01	000	1410	0000	000	CM31556	Monitor - 19" Flat
Vision Operations	Vision Operations	M1	Vision Operations	Vision Operations				Apr-05	01	000	1410	0000	000	CM31556	Monitor - 19" Flat
Vision Operations	Vision Operations	M1	Vision Operations	Vision Operations				Apr-05	01	000	1410	0000	000	CM31556	Monitor - 19" Flat
Vision Operations	Vision Operations	M1	Vision Operations	Vision Operations				Apr-05	01	000	1410	0000	000	CM76840	Lightning Inkjet Printer

CAC Inventory to G/L Reconciliation

Blitz Reports

CAC Inventory to G/L Reconciliation (Restricted by Org Access)

For Discrete Costing, this report compares the General Ledger inventory balances with the perpetual inventory values (based on the stored month-end inventory and WIP balances, generated when the inventory accounting period is closed, plus a calculated month-end receiving value). Inventory

Options

Run

Multiple Values

Period Name (Closed) ☐ Sep-10

Ledger ☒ Vision Operations (USA)

Minimum Value Difference ☐ 0

Compare G/L to Inventory Balances

- For One or More Ledgers (and multi Inventory Organizations)
- For Receiving, Onhand Inventory, Intransit and WIP

Period	Ledger	Company	Account	G/L Beginning Balance	G/L Receiving	G/L Inventory	G/L Work In Process	G/L Payables	G/L Other	G/L Ending Balance	Receiving Value	Inventory Value	WIP Value	Total Perpetual Value	Difference
Sep-10	Vision Distribution (SNG)	02	1240	0.00	0.00	0.00	0.00	0.00	0.00	0.00	0.00	0.00	0.00	0.00	0.00
Sep-10	Vision Distribution (SNG)	02	1410	(41,291,292.26)	0.00	0.00	0.00	0.00	0.00	(41,291,292.26)	0.00	0.00	0.00	0.00	(41,291,292.26)
Sep-10	Vision Distribution (SNG)	02	3100	(1,500,000.00)	0.00	0.00	0.00	0.00	0.00	(1,500,000.00)	0.00	0.00	0.00	0.00	(1,500,000.00)
Sep-10	Vision Distribution (SNG)	02	5110	0.00	0.00	0.00	0.00	0.00	0.00	0.00	0.00	0.00	0.00	0.00	0.00
Sep-10	Vision Distribution (SNG)	02	5110	0.00	0.00	0.00	0.00	0.00	0.00	0.00	0.00	0.00	0.00	0.00	0.00
Sep-10	Vision Distribution (SNG)	02	5110	0.00	0.00	0.00	0.00	0.00	0.00	0.00	0.00	0.00	0.00	0.00	0.00
Sep-10	Vision Health Services	01	14100	8,798,586.99	0.00	0.00	0.00	0.00	0.00	8,798,586.99	1,022,661.33	0.00	0.00	1,022,661.33	7,775,925.66
Sep-10	Vision Health Services	02	14100	13,556.39	0.00	0.00	0.00	0.00	0.00	13,556.39	0.00	0.00	0.00	0.00	13,556.39
Sep-10	Vision Operations (USA)	01	1240	24,217.40	0.00	0.00	0.00	0.00	0.00	24,217.40	0.00	0.00	0.00	0.00	24,217.40
Sep-10	Vision Operations (USA)	01	1340	(398,817.92)	0.00	0.00	0.00	0.00	0.00	(398,817.92)	0.00	0.00	0.00	0.00	(398,817.92)
Sep-10	Vision Operations (USA)	01	1410	104,010.00	0.00	0.00	0.00	0.00	0.00	104,010.00	0.00	0.00	0.00	0.00	104,010.00
Sep-10	Vision Operations (USA)	01	1410	74,254,874.21	367,599.02	(6,740,426.40)	0.00	0.00	0.00	67,882,046.83	146,518,746.52	0.00	(366,717.01)	146,152,029.51	(78,269,982.68)
Sep-10	Vision Operations (USA)	01	1410	(1,990.56)	0.00	0.00	0.00	0.00	0.00	(1,990.56)	0.00	0.00	0.00	0.00	(1,990.56)
Sep-10	Vision Operations (USA)	01	1410	(7,500.00)	0.00	0.00	0.00	0.00	0.00	(7,500.00)	0.00	0.00	0.00	0.00	(7,500.00)
Sep-10	Vision Operations (USA)	01	1411	(8,193,579.27)	0.00	0.00	0.00	0.00	0.00	(8,193,579.27)	753,096.90	0.00	0.00	753,096.90	(8,946,676.17)

CAC Period Open Close

Blitz Reports

CAC Accounting Period Status

Setup

New Template

Report to show the accounting period status for General Ledger, Inventory, Lease Management, Payables, Projects, Purchasing and Receivables. You can choose All Statuses (open or closed or never opened), Closed, Open or Never Opened periods. And this report will also display the process

Run

Output

Options

Multiple Values

Period Name ☐ Apr-22

Report Option ☐ All Statuses

Functional Area ☐

Hierarchy Name ☐

Operating Unit ☐

Ledger ☐

Ledger, OU & Inventory Period Status

- Open and Close Status Across Your Ledgers
- For G/L, Inventory, Lease and Finance Management, Payables, Projects, Purchasing and Receivables
- Automatically displays Organization Hierarchies

Functional Area	Period Name	Ledger	Operating Unit	Org Code	Organization Name	Period Status	Summarized Flag	OPM Period Status	Hierarchy Name
General Ledger	Apr-22	AU Vision	Vision Australia			Never Opened			
General Ledger	Apr-22	Colombia	Vision Columbia			Never Opened			
General Ledger	Apr-22	Insurance	Vision Financial Services (USA)			Never Opened			
General Ledger	Apr-22	Vision ADB	Vision ADB			Never Opened			
General Ledger	Apr-22	Vision Comms	Vision Communications (USA)			Never Opened			
General Ledger	Apr-22	Vision Distribution	Singapore Distribution Center			Never Opened			
General Ledger	Apr-22	Vision Health	Vision Health Services			Never Opened			
General Ledger	Apr-22	Vision Operations	Vision Construction			Never Opened			
General Ledger	Apr-22	Vision Operations	Vision Leasing			Never Opened			
General Ledger	Apr-22	Vision Operations	Vision Operations			Never Opened			
General Ledger	Apr-22	Vision Operations	W3 - Houston			Never Opened			
General Ledger	Apr-22	Vision Thai	Vision Thailand			Never Opened			
Inventory	Apr-22	AU Vision	Vision Australia	AU	Vision Australia	Never Opened			
Inventory	Apr-22	Colombia	Vision Columbia	CO1	Vision Columbia	Never Opened			
Inventory	Apr-22	Insurance	Vision Financial Services (USA)	FS1	Vision Insurance (Charlotte)	Never Opened			
Inventory	Apr-22	Vision ADB	Vision ADB	FS2	Vision Banking (New York)	Never Opened			
Inventory	Apr-22	Vision ADB	Vision ADB	VA	Vision ADB	Never Opened			
Inventory	Apr-22	Vision Comms	Vision Communications (USA)	CM1	Vision Communications (USA)	Never Opened			Vision Comm (USA) Open/Close
Inventory	Apr-22	Vision Comms	Vision Communications (USA)	CM2	Vision Comms, San Francisco	Never Opened			Vision Comm (USA) Open/Close

CAC PO Price vs. Costing Method Comparison



Monitor Weekly Purchases

- Run Weekly to Monitor New Purchase Orders
- Find Errors Before Receiving Purchase Orders
- For Any PO Currency, Any PO UOM

Blitz Reports

CAC PO Price vs. Costing Method Comparison

Report to compare the open purchase order lines and unit prices with the costing method item cost in Oracle (Average, Standard, FIFO or LIFO). Used by the buyers and cost accounting to check the accuracy of the recently created purchase orders and run using a range of purchase order line creation

Multiple Values

Creation Date From

Creation Date To

Minimum Value Difference

Minimum Cost Difference

Currency Conversion Type

Currency Conversion Date

Category Set 1

Category Set 2

Item Number

Organization Code



Ledger	Operating Unit	Org Code	Supplier	Buyer	Item Number	Item Description	Item Type	Item Status	Make Buy Code				
Vision Operations	Vision Operations	M1	Advanced Network Devices	Smith, Mr. Jonathan	XC1120	Game Girl Controller II	Purchased item	Active	Buy				
Vision Operations	Vision Operations	M1	Advanced Network Devices	Smith, Mr. Jonathan	XC1120	Game Girl Controller II	Purchased item	Active	Buy				
Vision Operations	Vision Operations	M1	Allied Manufacturing	Smith, Mr. Jonathan	CM66372	Desk Stand Legs - Oak	Purchased item	Active	Buy				
Vision Operations	Vision Operations	M1	Allied Manufacturing	Smith, Mr. Jonathan	CM66372	Desk Stand Legs - Oak	Purchased item	Active	Buy				
Vision Operations	Vision Operations	M1	GE Plastics	Smith, Mr. Jonathan	OP20000	Outside Processing - Laptop Ruggedization Process	Outside Processing Item	Active	Buy				
OSP Resource	Supplier Item	Target Or List Price	PO Number	PO Line	Project Number	Project Name	Creation Date	Promised Date	Need By Date	PO Release	Release Date	Expected Receipt Date	PO UOM
		10.15000	4969	1			1.Dec.06 08:38:39		4.Dec.06	42	1.Dec.06 08:38:39	4.Dec.06	Ea
		10.15000	4969	1			1.Dec.06 08:38:40		6.Dec.06	42	1.Dec.06 08:38:39	6.Dec.06	Ea
		3.75000	5104	1			23.Dec.05 07:47:38	23.Dec.05				23.Dec.05	Ea
		3.75000	5475	1			30.Nov.06 12:46:30	28.Feb.07				28.Feb.07	Ea
LTRUGGED		0.00000	1507	1			26.Apr.05 06:06:30		26.Apr.05 11:10:00	1	26.Apr.05 06:06:30	26.Apr.05	Ea
PO Quantity	PO Quantity Received	PO Currency Code	PO Unit Price	Currency Rate Date	PO Exchange Rate	Converted PO Unit Price	UOM Code	Unburdened Unit Cost	Unit Cost Difference	Extended Cost Difference	Percent Difference		
365.0		0.0 USD	10.15000	31.Aug.05	1.00000	10.15000	Ea	0.00000	10.15000	3,704.75	100.0		
115.0		0.0 USD	10.15000	31.Aug.05	1.00000	10.15000	Ea	0.00000	10.15000	1,167.25	100.0		
500.0		0.0 USD	5.35000	23.Dec.05	1.00000	5.35000	Ea	0.00000	5.35000	2,675.00	100.0		
500.0		0.0 USD	3.75000	30.Nov.06	1.00000	3.75000	Ea	0.00000	3.75000	1,875.00	100.0		
37.0		0.0 USD	50.00000	26.Apr.05	1.00000	50.00000	Ea	65.00000	(15.00000)	(555.00)	(50.0)		
75.0		0.0 USD	714.83400	8.Mar.07	1.00000	714.83400	Ea	962.26237	(247.42837)	(18,557.13)	614.8		

Agenda

- Blitz Report Overview
- Upcoming Features
- Blitz Report for Cost Accounting

➤ Conclusions / Summary

Blitz Report™

"I converted several of our support SQL to Blitz already and continue adding more every week. I love Blitz.... easy, quick, and powerful. Our users love it too."

Michael Schmucker, IT Systems Analyst, Tektronix

"Blitz was unbelievable easy to implement. Customer service is amazing, and they go above and beyond to assist with any questions."

Jodi Wright, Senior Oracle Business Analysis, Paysafe

"Our development team uses Blitz Report as part of our weekly process to monitor SQL performance, to identify and correct code before it can negatively impact our end users."

Aurelien Georgel, Global ERP Manager, THALES DIS

www.enginatics.com

AISIN
Geared up for the future

Oman Insurance is now
SUKOON
INSURANCE

amazon

INNIO

THALES

King County

Linde

SCANIA

STERIS

Atradius

acer

Stolt-Nielsen

MATO
Powered On Site /

Raiffeisen Bank International

Pearson

Giti

HITACHI
Inspire the Next

Nufarm

**CITY OF LAS VEGAS
NEVADA**

Paysafe:

FerroTec

**السيدكان
AL SADHAN**

REITER
AFFILIATED COMPANIES

FLEX

Baxters

**DeKalb County
GEORGIA**

Tektronix

Quantcast

uponor

ADS

**OMNI HOTELS
& RESORTS**

**ULTRADENT
PRODUCTS, INC.**

**Newfoundland
& Labrador
CANADA**

TIGER BRANDS

OneSky

Thank You !

Doug Volz

Douglas Volz Consulting
President / Consultant
doug@volzconsulting.com

Andy Haack

Enginatics
Managing Director
andy.haack@enginatics.com